

Figures 4 and 6 of the **LT[®]1316** data sheet contain errors. In Figure 4, the vertical axis descriptions do not match the waveforms shown and should be swapped. In Figure 6, the GND pin was left floating and should be tied to ground as shown. In the Typical Applications schematic titled “Nonisolated – 48V to 5V Flyback Converter”, the vendor name for transistor Q1 was left out and should be inserted as shown. For complete specifications, typical performance curves and applications information, please see the **LT1316** data sheet.

LT, LTC and LT are registered trademarks of Linear Technology Corporation.

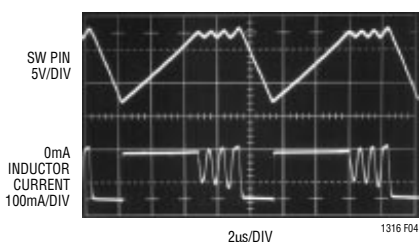


Figure 4. Discontinuous Mode Operation

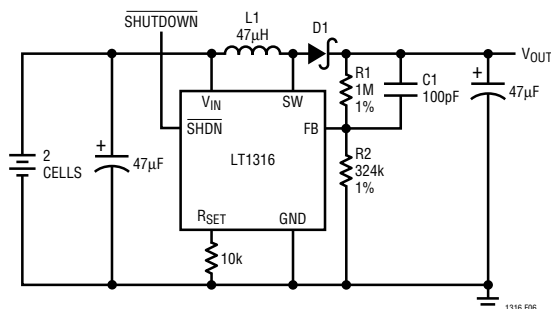
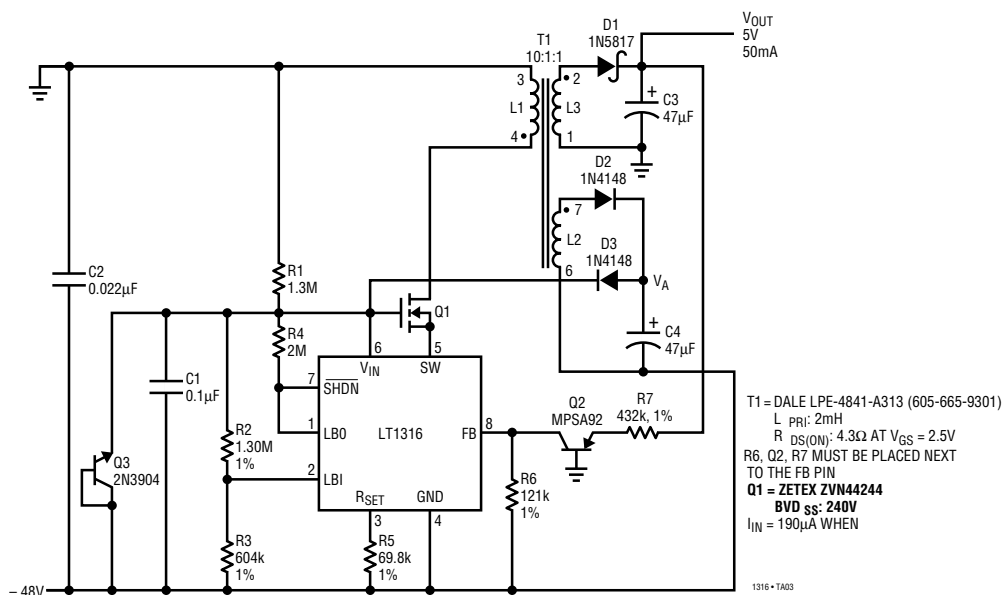


Figure 6. 2-Cell to 5V Step-Up Converter with Reduced Output Ripple Voltage

Nonisolated – 48V to 5V Flyback Converter



For further information regarding this specification notice contact:

Linear Technology Corporation
1630 McCarthy Blvd.
Milpitas, California 95035-7417
Attn: Product Marketing Manager
Phone: (408) 432-1900